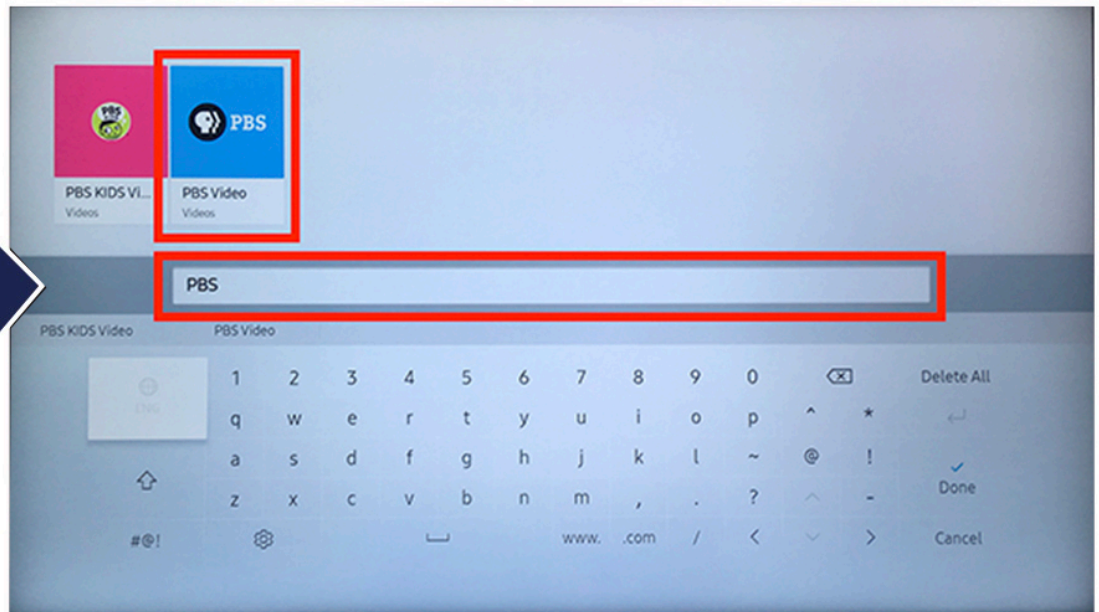


SAMSUNG TV NMPBS Passport Setup Instructions

Step 1 Search for the PBS Channel

You'll need to locate the pbs app in the app store on the samsung smart tv's home screen.

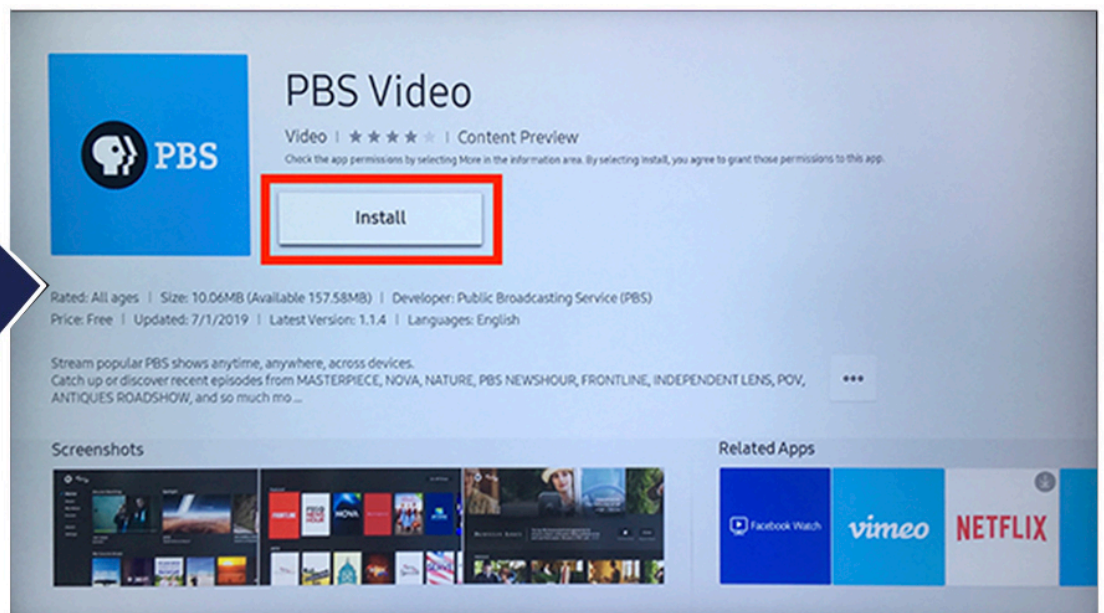
- To add the PBS channel, go down and hover over **Search**
- Type **PBS** into the search bar
- Hover over **PBS Channel** to the right



Step 2 Add the PBS Channel on Your Samsung TV

Once you've added the PBS app, you'll need to add the channel to your library by downloading the application. After you've added the PBS app, you'll be able to open it once it finishes downloading.

- Click **Install**
- Click **OK** to complete adding PBS to your channels





SAMSUNG TV NMPBS Passport Setup Instructions

Step 3 Activate Your PBS Channel

Open your PBS channel. You will need to activate Passport with a unique activation key. To find your activation key on the PBS website, please proceed to Step 4.

- Click [Go to Channel](#)
 - An activation code will be displayed on the screen
- Once you have your activation code, proceed to Step 4 to use it on the PBS website

1. From a mobile device or computer, visit:

www.pbs.org/activate

2. Enter activation code:

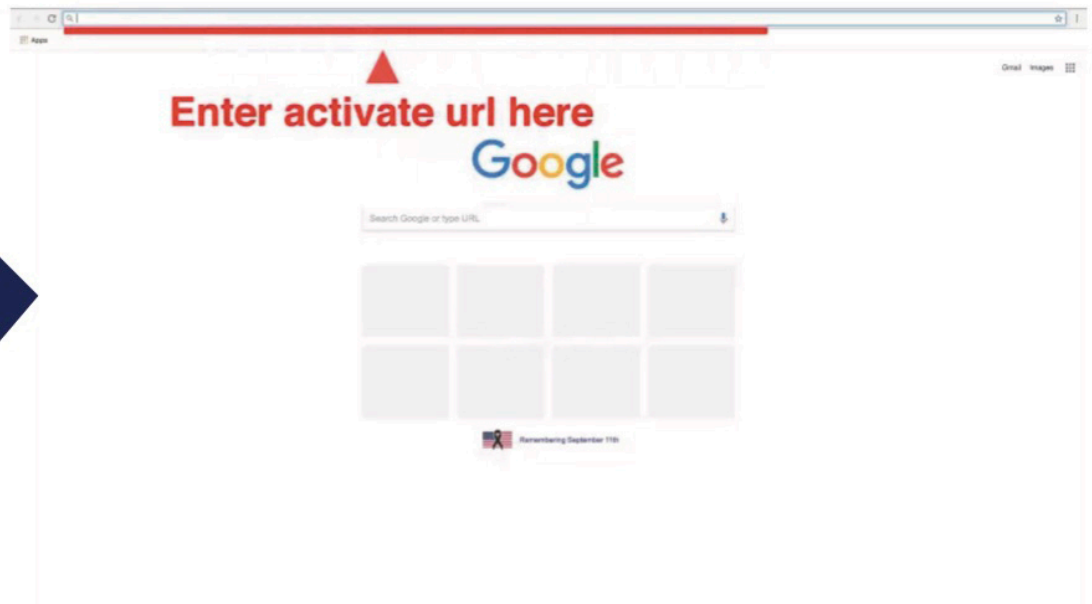
R35XRZF

Once you're activated, this screen automatically updates. This can take up to 30 seconds.

Step 4 Go to pbs.org/activate on Your Mobile / Desktop Device

Go to your desktop computer or mobile device that's connected to the internet. You'll need to open a web browser and type in the url bar: pbs.org/activate

- Go to your computer, tablet, or phone and open a web browser such as Chrome, Firefox, or Safari
- Type pbs.org/activate in the address bar at the top of the screen



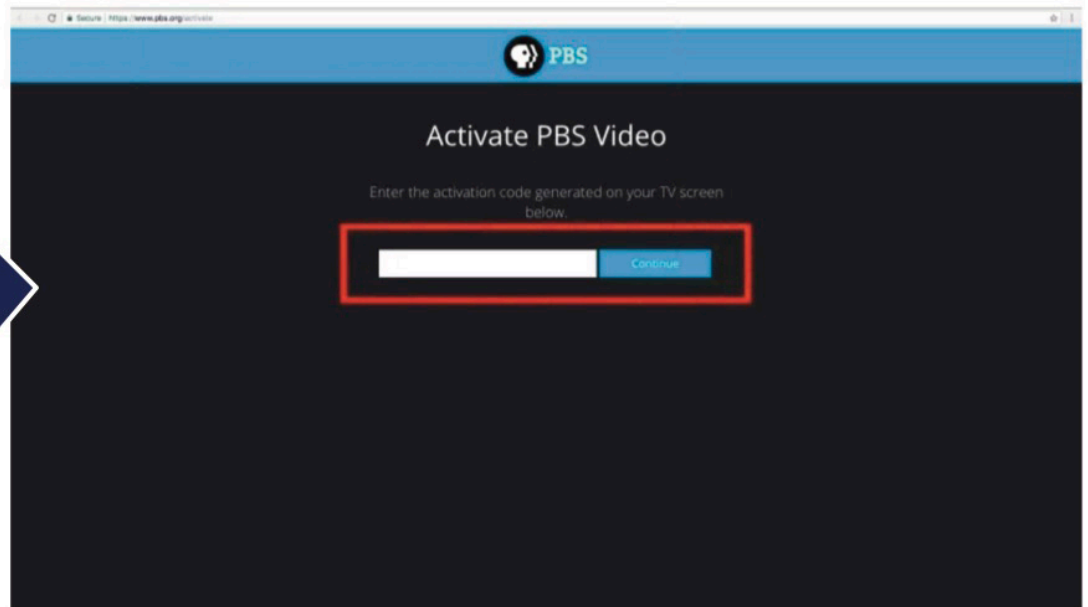


SAMSUNG TV NMPBS Passport Setup Instructions

Step 5 Enter Your Unique Activation Key

After the page loads, you'll be asked to type in your unique activation code (from Step 3) on the website. Click the white text box space next to the blue button, and type in your code, click [Continue](#).

- Make sure you have your unique activation code (from Step 3) written down to proceed
- Enter your activation code into the text box that appears on the website
- Click [Continue](#)



Step 6 Sign in to Your PBS Account

You're almost there!

- Sign in with your PBS Account, Facebook account, or Google account
- Once you're signed in, go back to the [PBS Channel](#) on your Samsung Smart TV and select a show to start watching with NMPBS Passport!

