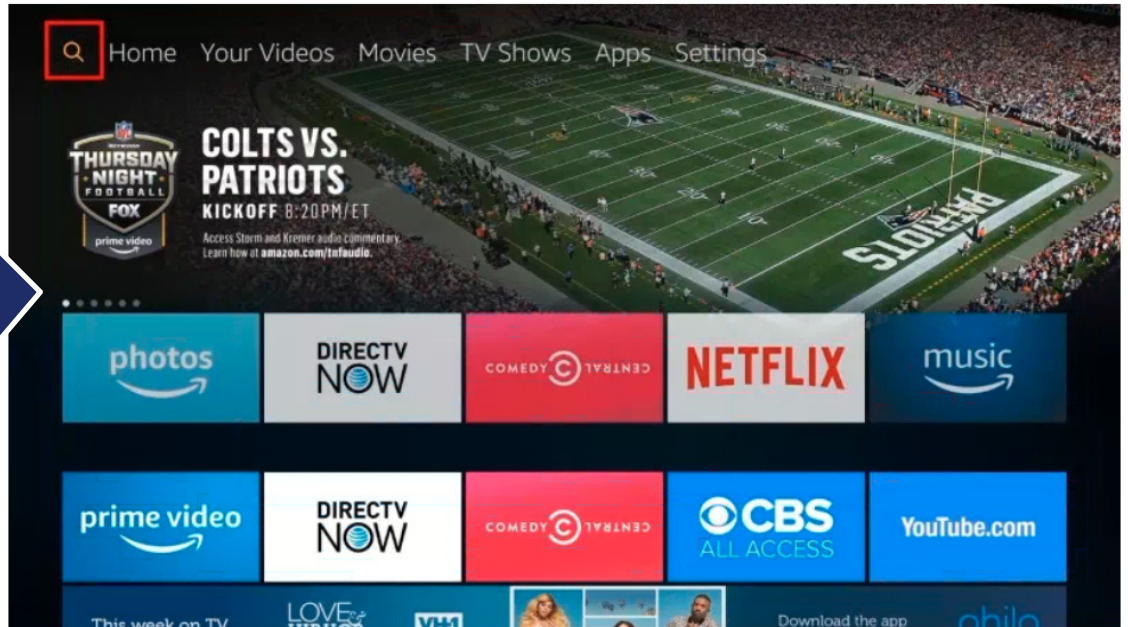


Fire TV NMPBS Passport Setup Instructions

Step 1 Search for the PBS Video App

You'll need to locate the PBS app in the Amazon Fire Channel Store.

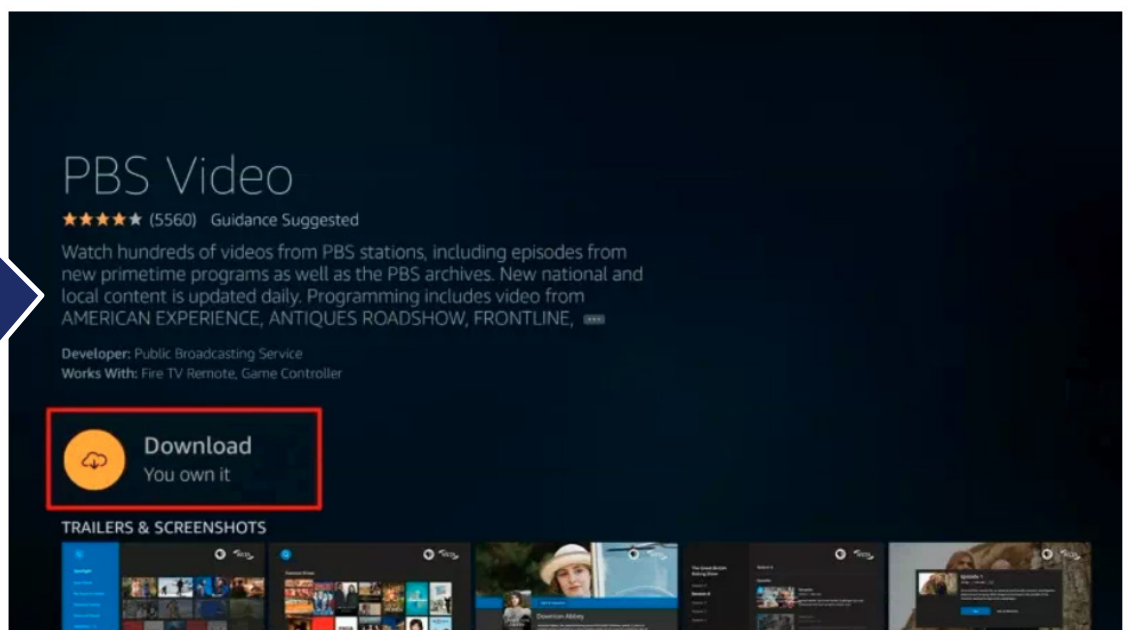
- To download the PBS Video, navigate to the **Magnifying glass icon** to search
- Type in **PBS Video** in the search bar



Step 2 Download and Install the PBS Video App on Your Amazon Fire TV

Once you've found the PBS app, you'll need to add the channel to your library by downloading the application. After you've added the PBS app, you'll be able to open it once it finishes downloading.

- Click **PBS Video**
- Click **Download**
 - The channel will now appear on your main screen

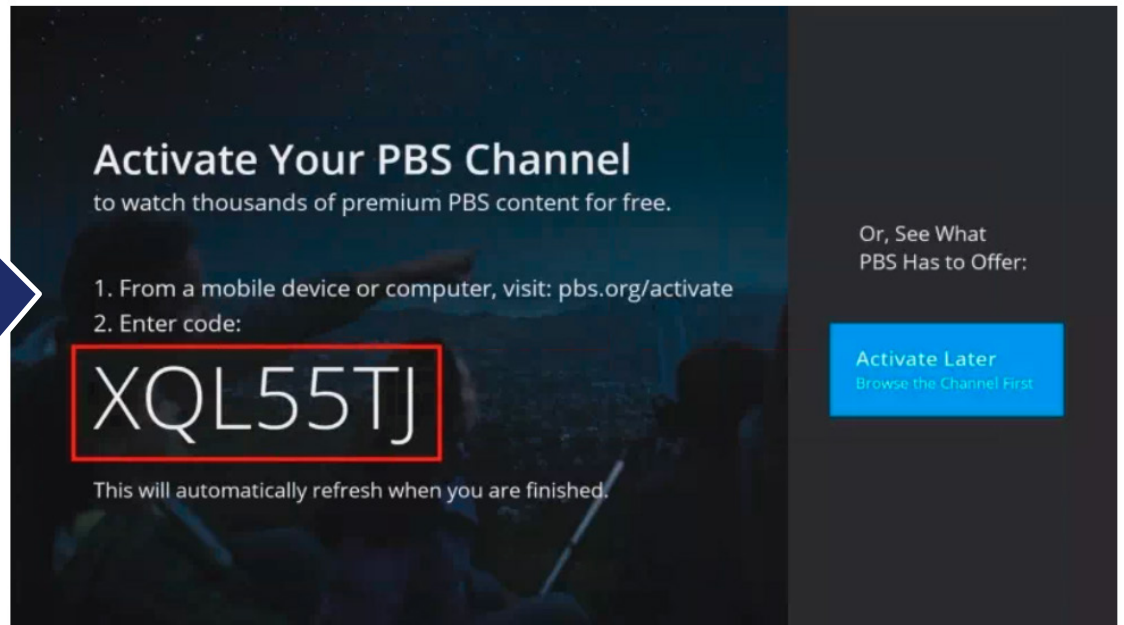


Fire TV NMPBS Passport Setup Instructions

Step 3 Activate Your PBS App Channel

Open your PBS channel. You will need to activate Passport with a unique activation key. To find your activation key on the PBS website, please proceed to Step 4.

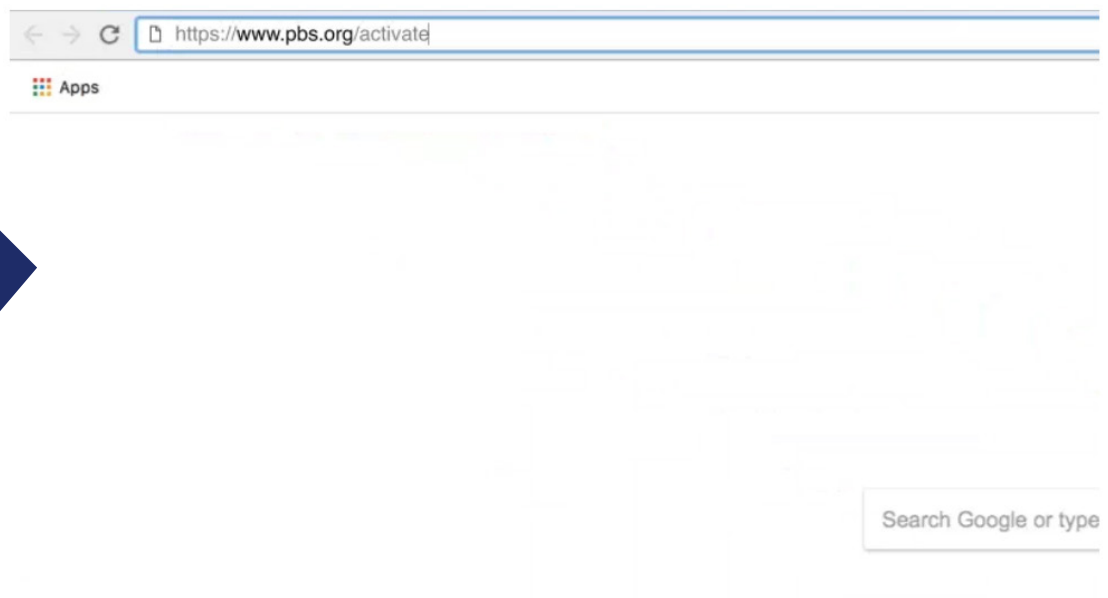
- Open the **PBS Video** app to begin activation.
 - An activation code will be displayed on the screen
- Once you have your activation code, proceed to Step 4 to use the code on the PBS website



Step 4 Go to pbs.org/activate on Your Mobile / Desktop Device

Go to your desktop computer or mobile device that's connected to the internet. You'll need to open a web browser and type in the url bar: [pbs.org/activate](https://www.pbs.org/activate)

- Go to your computer, tablet, or phone and open a web browser such as Chrome, Firefox, or Safari
- Type [pbs.org/activate](https://www.pbs.org/activate) in the address bar at the top of the screen

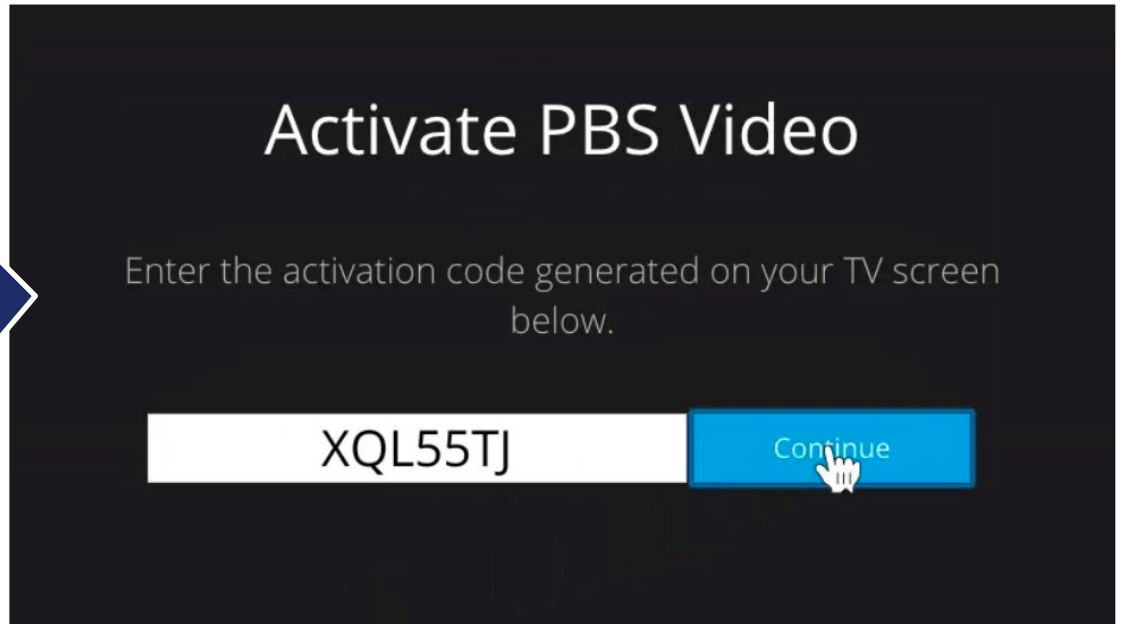


Fire TV NMPBS Passport Setup Instructions

Step 5 Enter Your Unique Activation Key

After the page loads, you'll be asked to type in your unique activation code. Click the white text box space next to the blue button, and type in your code, click **Continue**.

- Make sure you have your unique activation code written down to proceed
- Enter your activation code into the text box that appears
- Click **Continue**



Step 6 Sign in to Your PBS Account

You're all done!

- Sign in with your PBS Account, Facebook account, or Google account
- Go back to **PBS Video** on your Fire TV and select a program to start watching with NMPBS Passport!

