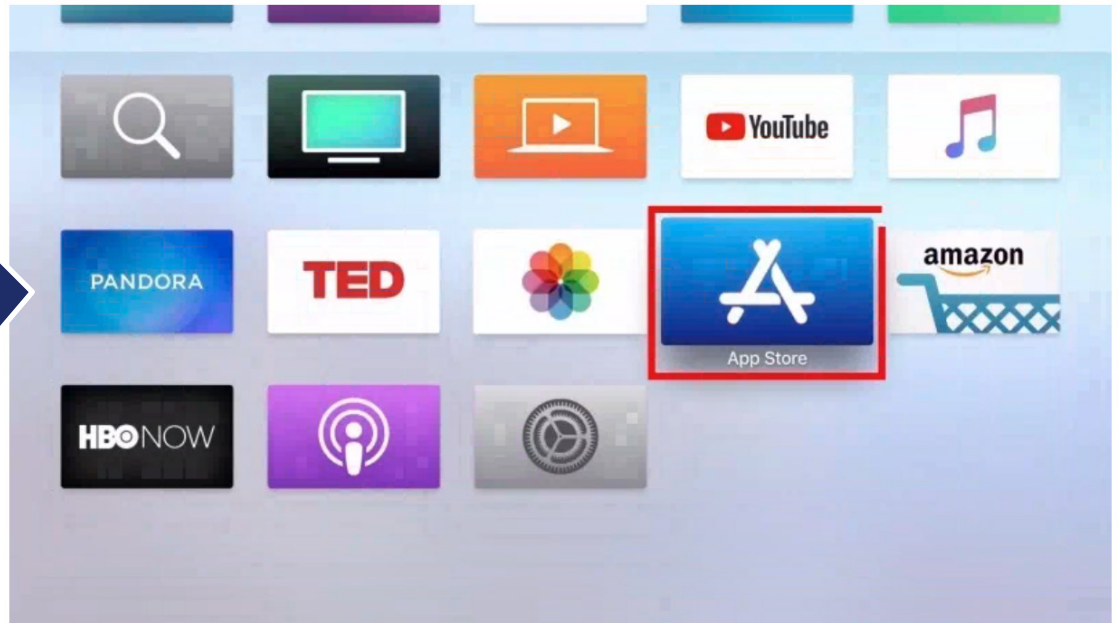


Apple TV NMPBS Passport Setup Instructions

Step 1 Search for the PBS Video App

You'll need to locate the PBS app in the Apple TV App Store.

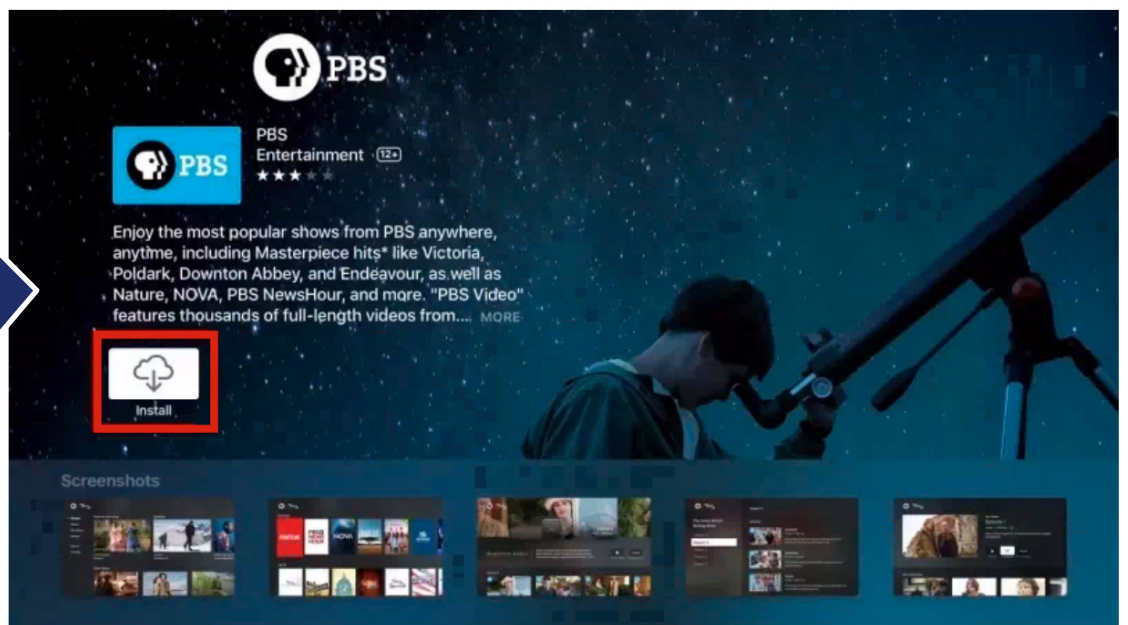
- To download the PBS Video, click on [App Store](#)
- Type [PBS Video](#) in the search bar
- Click [PBS Video](#)



Step 2 Install the PBS Video App on Your Apple TV

Once you've added the PBS app, you'll need to add the channel to your library by downloading the application. After you've added the PBS app, you'll be able to open it once it finishes downloading.

- Click [Install](#)
 - The channel will now appear on your main screen
- Click [Open](#) to access PBS Video

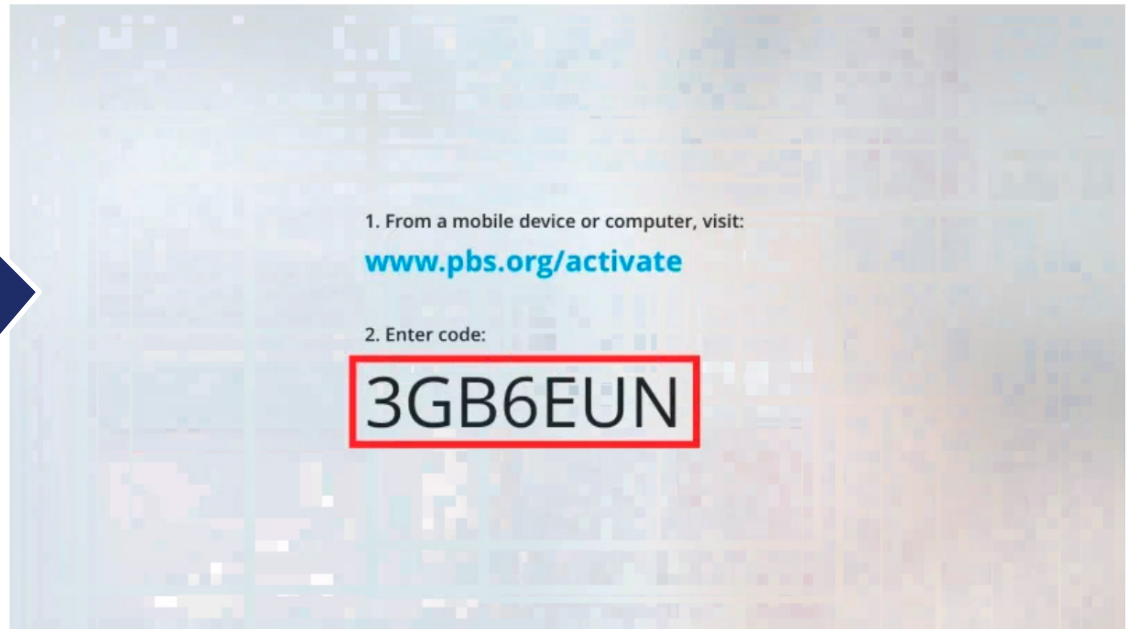


Apple TV NMPBS Passport Setup Instructions

Step 3 Activate Your PBS App Channel

Open your PBS channel. You will need to activate Passport with a unique activation key. To find your activation key on the PBS website, please proceed to Step 4.

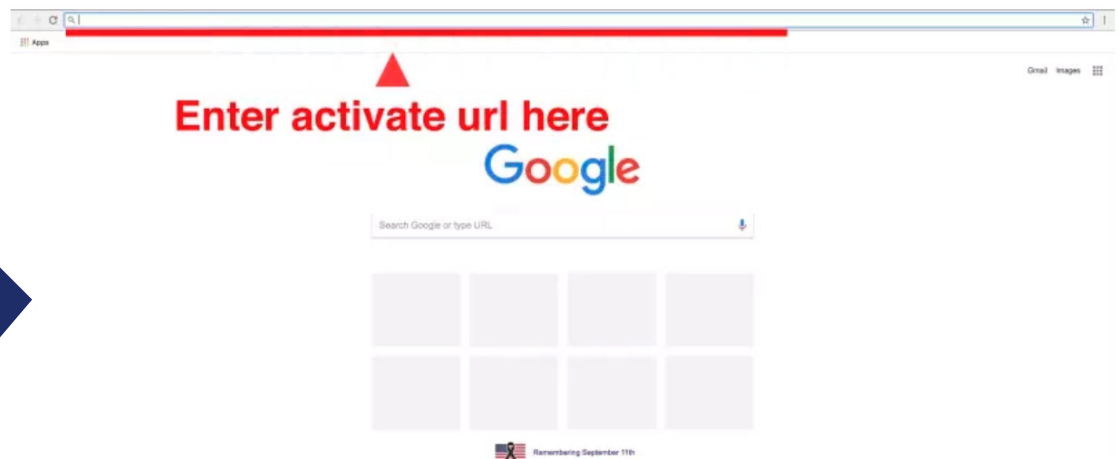
- Open the **PBS Video** app
- Click **Activate** on your Apple TV
 - An activation code will be displayed on the screen
- Once you have your activation code, proceed to Step 4 to use it on the PBS website



Step 4 Go to pbs.org/activate on Your Mobile / Desktop Device

Go to your desktop computer or mobile device that's connected to the internet. You'll need to open a web browser and type in the url bar: pbs.org/activate

- Go to your computer, tablet, or phone and open a web browser such as Chrome, Firefox, or Safari
- Type pbs.org/activate in the address bar at the top of the screen

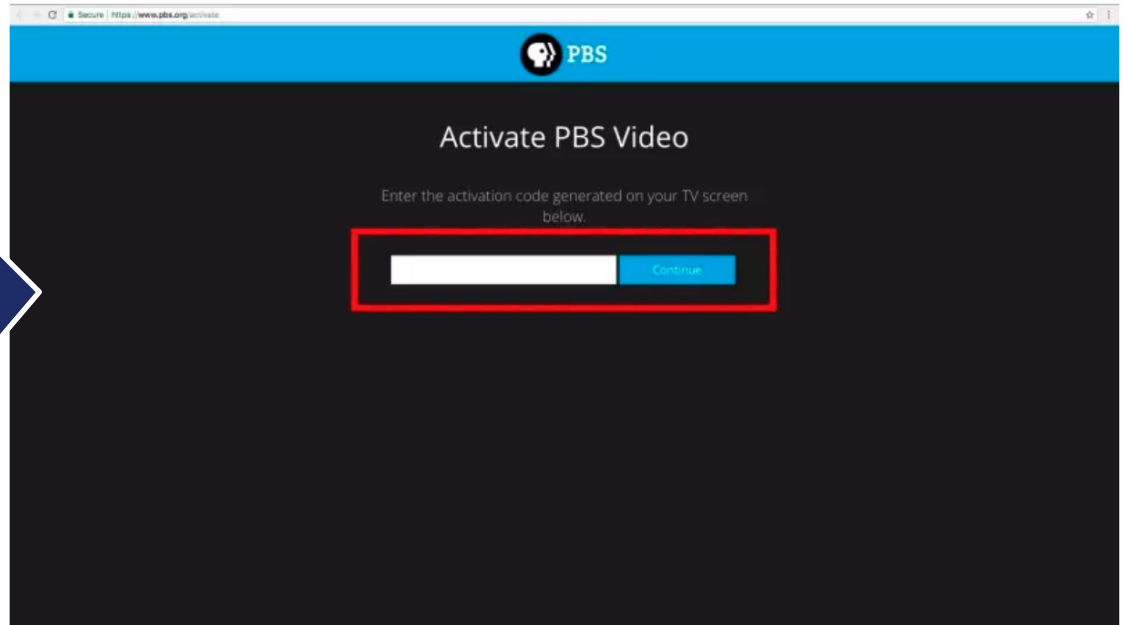


Apple TV NMPBS Passport Setup Instructions

Step 5 Enter Your Unique Activation Key

After the page loads, you'll be asked to type in your unique activation code (from Step 3) on the website. Click the white text box space next to the blue button, type in your code, and click **Continue**.

- Make sure you have your unique activation code (from Step 3) written down to proceed.
- Enter your activation code into the text box that appears on the website
- Click **Continue**



Step 6 Sign in to Your PBS Account

You're all done!

- Sign in with your PBS account, Facebook account, or Google account
- Go back to **PBS Video** on your Apple TV and select a program to start watching with NMPBS Passport!

